

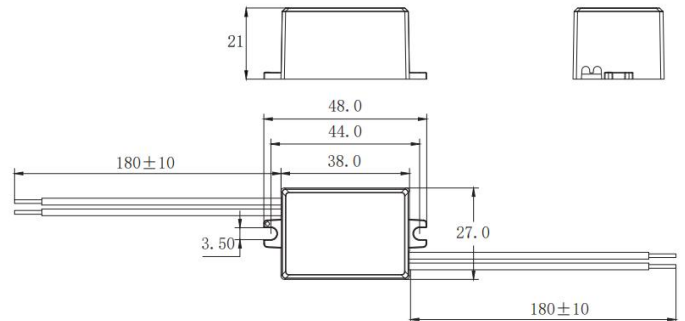


SWITCH TO BRIGHTER FUTURE

Product data sheet: MINI-4-XXX Series

Features

- Super compact design for built-in use
- Analogue flicker-free
- Primary and secondary sides come with leads
- Protections: opencircuit, shortcircuit, overload, overtemperature
- Seal with glue, the operating temperature up to 60°C
- DC input compatible (176-250V DC)
- SELV equivalent
- Suitable for protection class I and II luminaires



Applications

- Office
- Shop
- Hospitality
- Public areas

Approbations & Certifications

TUV, CE, CB

Housing properties

- Housing material: plastic, white
- Type of protection IP65

Electrical Specifications

Type		Unit	MINI-4-200	MINI-4-300	MINI-4-350	MINI-4-500	MINI-4-600	MINI-4-700
INPUT	Nominal voltage	V	220 – 240					
	Nominal frequency	Hz	50 / 60					
	AC voltage range	V	198 – 264					
	DC voltage range	V	176 - 250					
	Nominal current	A	0.05					
	THD (Full load)	%	≤110					
	Power factor(Full load)		0.60C					
	Efficiency(Full load)	%	78	78	77	75	75	74
	Turn on time	ms	≤500					
	No load	W	≤ 0.5					
	Protection class		II					
	Inrush current(Cold start)	A pk	10(th = 100 μs)					
	Max.units per circuit breaker		B10:70 B13:91 B16:112 B20:140 C10:140 C13:182 C16: 224 C20:280					
OUTPUT	Nominal voltage range	V	10-20	7-14	6-12	4-8	3-7	2.5-6
	Maximum voltage(Open Circuit)	Vdc	≤28	≤22	≤20	≤16	≤15	≤14
	Nominal current	mA	200	300	350	500	600	700
	Current accuracy	%	±10					
	Ripple & Noise	mA	≤70					
	Pst LM		≤ 1					
	SVM		≤ 0.4					
	Nominal power range	W	2-4					
	Maximum power	W	4					
	Galvanic isolation		SELV					
ENVIRONMENT	Ambient temperature range ta	°C	-20 ...+60					
	Maximum case temperature tc	°C	85					
	Max. Case temp. In fault condition	°C	110					
	Storage temperature range	°C	-20 ...+70					
	Relative humidity	%	5 ... 85(Not condensing)					
	Surge transient protection	kV	0.5 1 (L/N LN/PE acc to. EN 61547 Clause 5.7)					
	Environmental rating		Indoor/Outdoor					
	IP rating		IP 65					
	Mains switching cycles		> 100,000					
	Expected lifetime	h	50,000 (0.2% / 1'000 h failure rate)					

*All parameters NOT specially mentioned are measured at 230VAC input ,rated current and 25°C of ambient temperature

Protections

Overtemperature

Yes

Overload

Yes

No load

Yes

Short-circuit

Yes

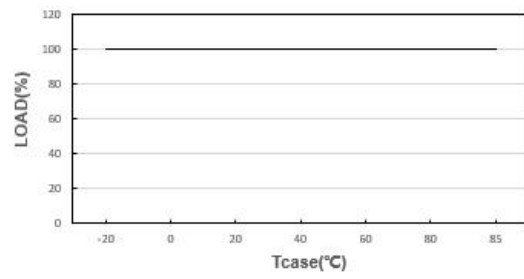
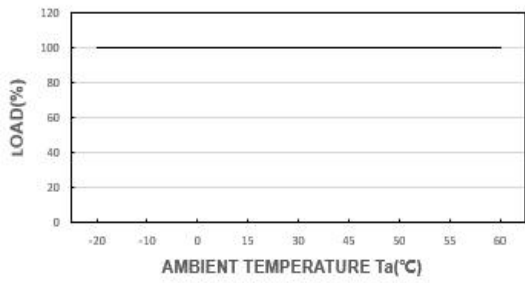
Input overvoltage

Maximum allowed input voltage 264VAC

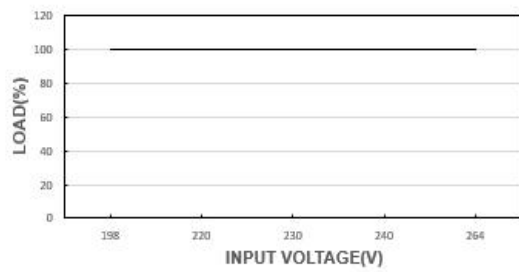
Output overvoltage

Yes

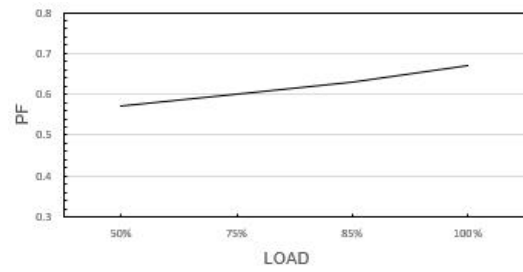
OUTPUT LOAD vs TEMPERATURE



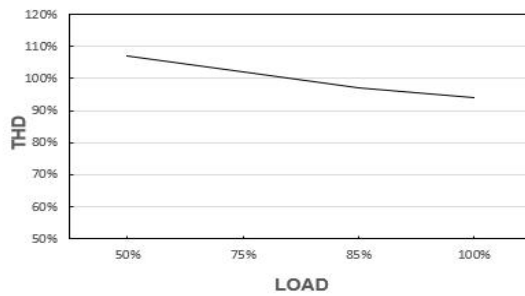
STATIC CHARACTERISTIC



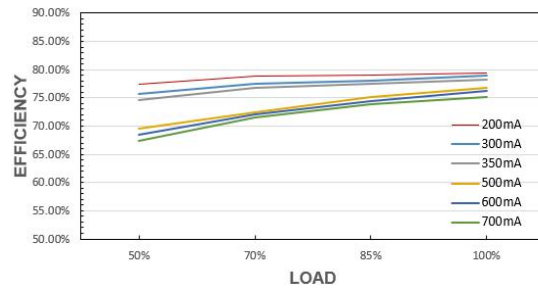
POWER FACTOR (PF) CHARACTERISTIC



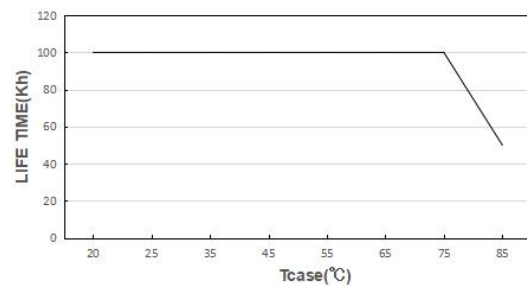
TOTAL HARMONIC DISTORTION (THD)



EFFICIENCY vs LOAD



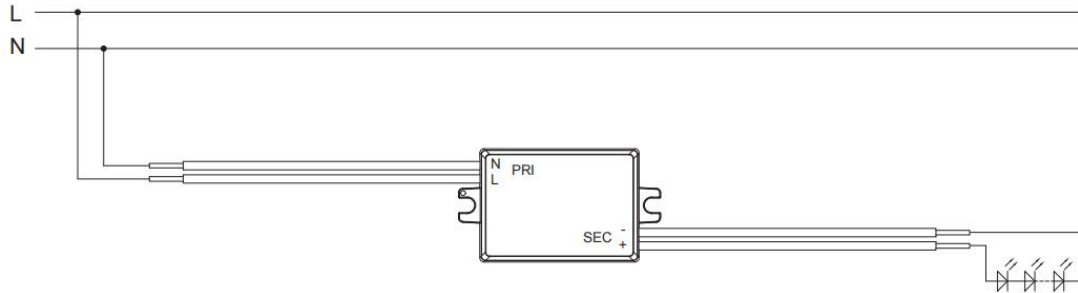
LIFE TIME



*The graph is for reference only, and the detailed values refer to the parameter table

Wiring Diagram

Max. cable length - system:	2 m
Dimensions(LxWxH):	48 x 27 x 21 mm
Mounting hole spacing, length	44 mm
Wire length	180 mm
Weight:	45±8 g



Input wire: VDE 7726 0.5mm²; Output wire: UL101522AWG.

Hot plug-in or secondary switching of LEDs is not permitted and may cause a very high current to the LEDs.

Remarks

-**Touch current:** lower than 0.7mA, according to EN60598-1annex.G and EN61347-1annexA.

Standards

EN 61347-1
EN 61347-2-13
EN 62384
EN 55015
EN 61000-3-2
EN 61000-3-3
EN 61547
EN 60598-1
EN 50581
IEEE1789
(EU) 2019/2020

Manufacturer's address:

No.4, Tongfu Road, Tong'an Industrial Center, Tong'an District, Xiamen, Fujian, China

www.actec.com.cn